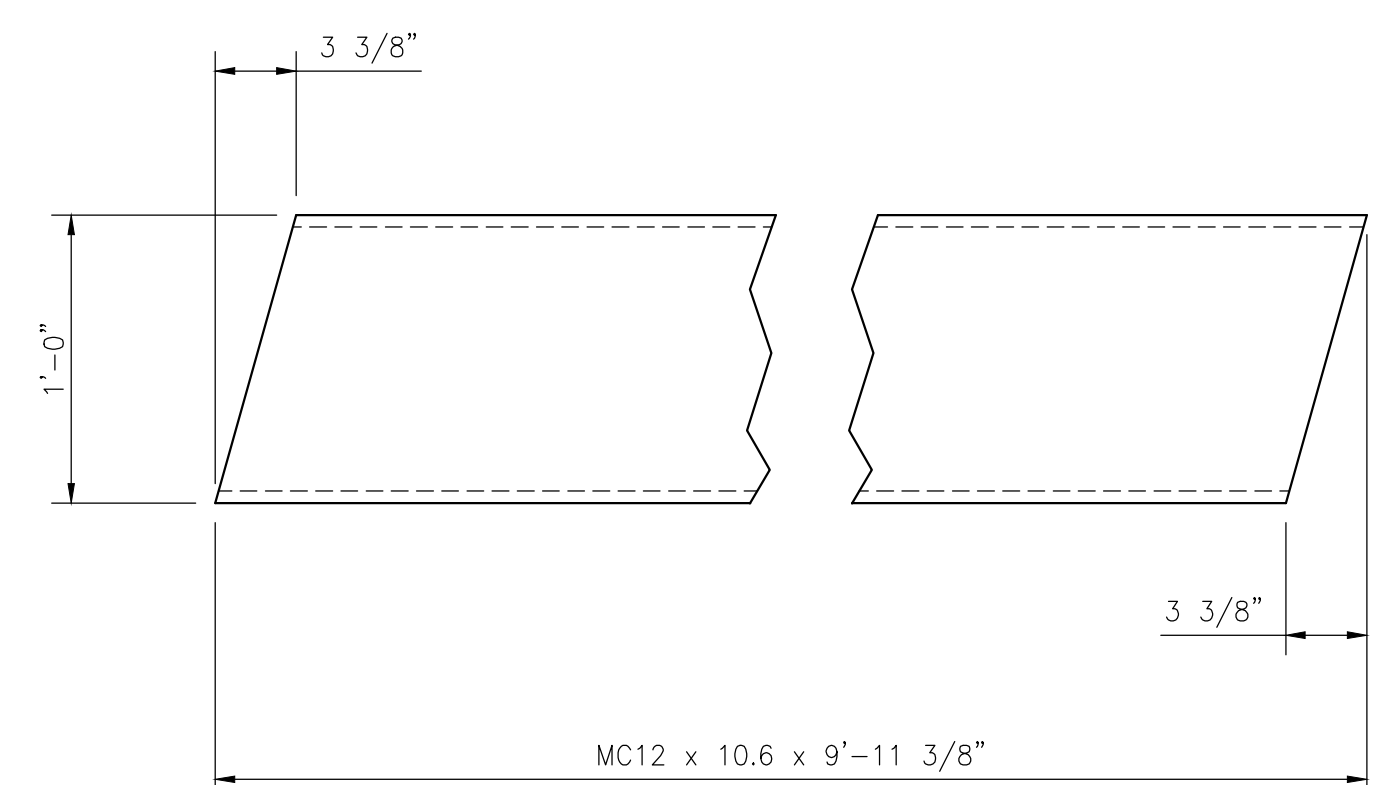
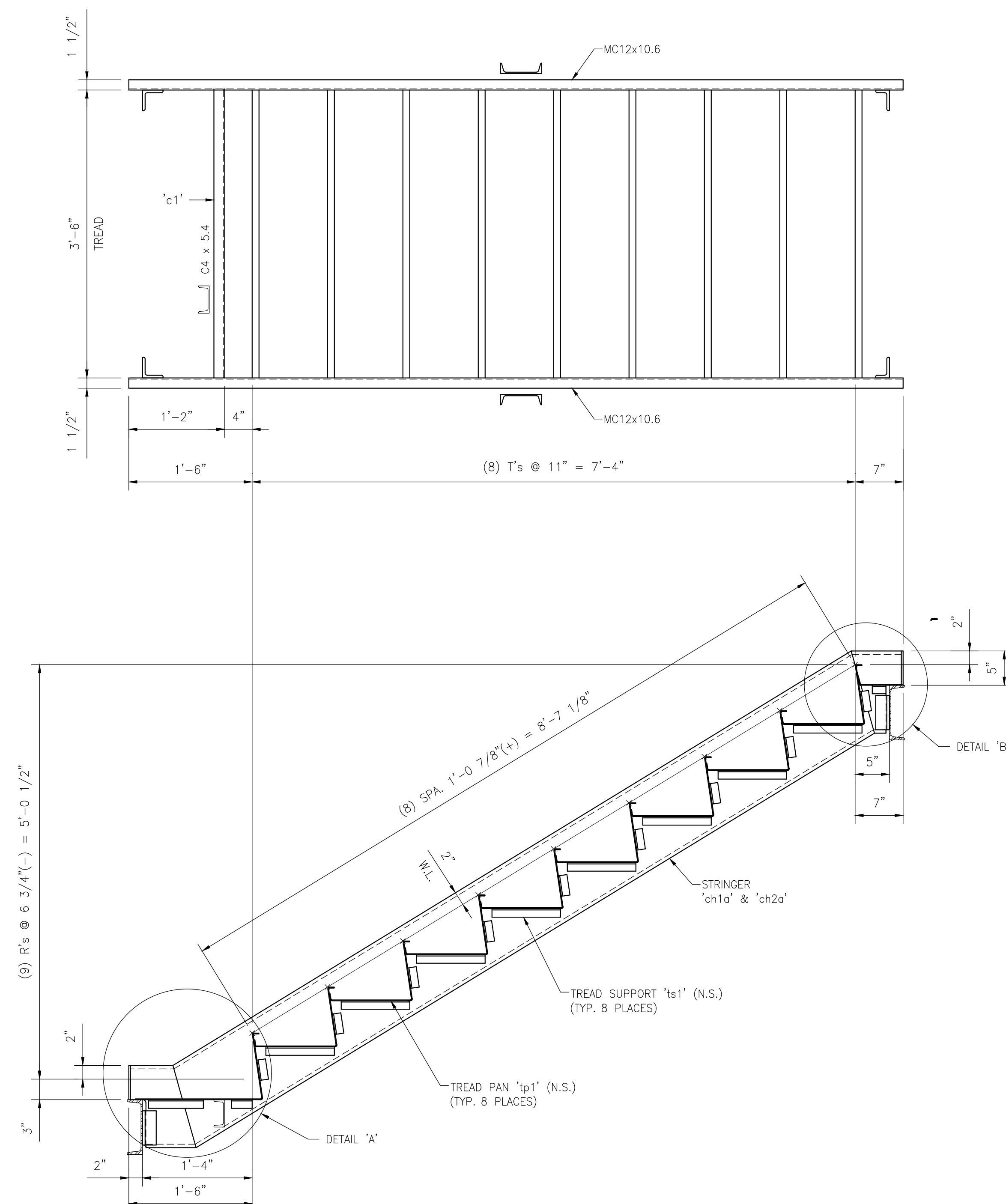
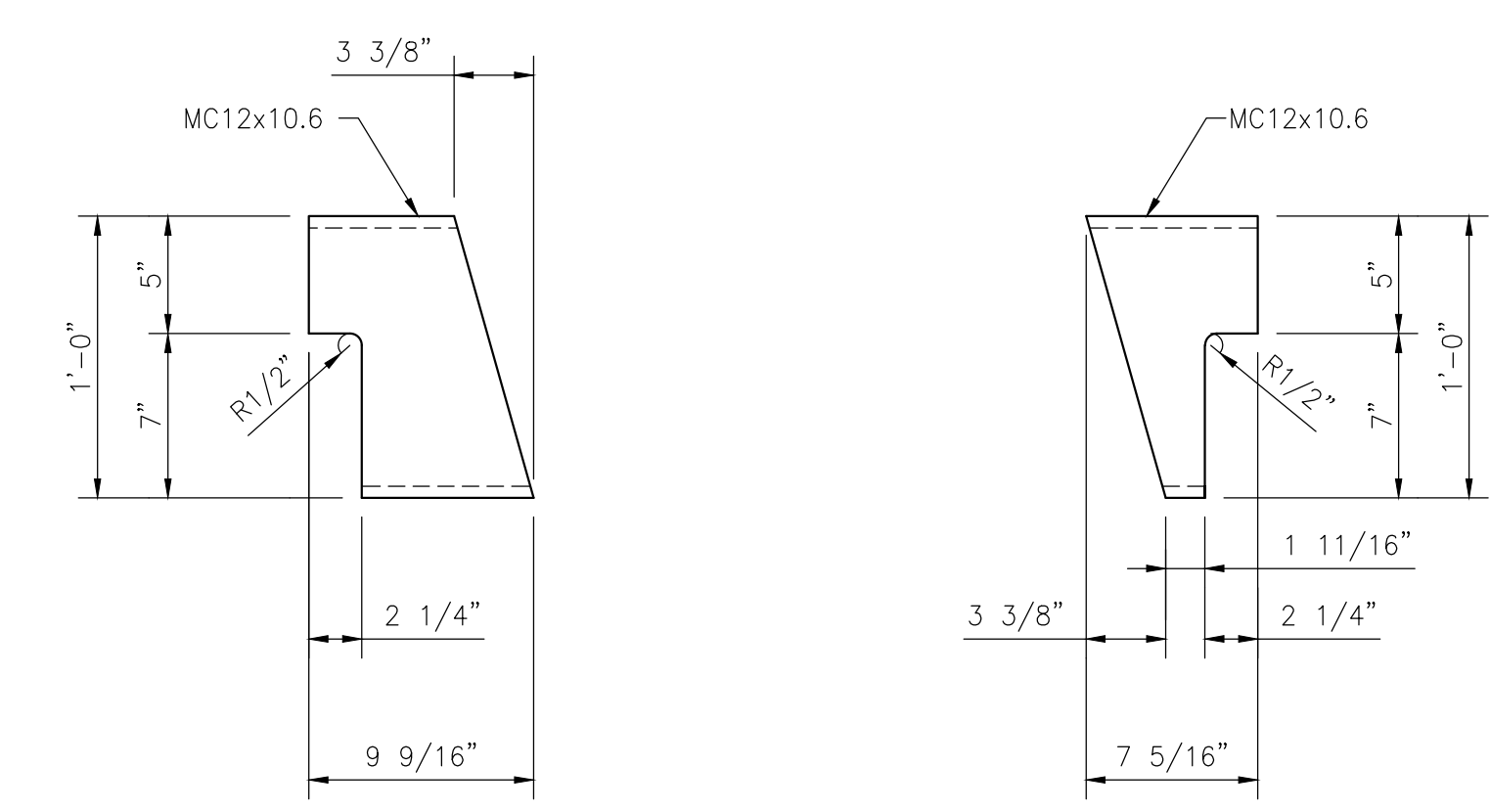


BILL OF MATERIAL				
MATERIAL LISTED FOR ONE UNIT OR ASSEMBLY				
PART NO.	NO. REQ.	DESCRIPTION	MAT'L.	REMARKS
6SA - STAIR ASSEMBLY - 11 REQUIRED				
ch1a	ONE	MC12 x 10.6 x 9'- 11 3/8"	A36	SEE DETAIL THIS DWG.
ch2a	ONE	MC12 x 10.6 x 9'- 11 3/8"	A36	SEE DETAIL THIS DWG.
ch1b	ONE	MC12 x 10.6 x 0'- 9 9/16"	A36	SEE DETAIL THIS DWG.
ch2b	ONE	MC12 x 10.6 x 0'- 9 9/16"	A36	SEE DETAIL THIS DWG.
ch1c	ONE	MC12 x 10.6 x 0'- 7 5/16"	A36	SEE DETAIL THIS DWG.
ch2c	ONE	MC12 x 10.6 x 0'- 7 5/16"	A36	SEE DETAIL THIS DWG.
a2	4	L 3 x 2 x 3/8 x 0'-5" (SHIP LOOSE)	A36	
p2	4	PL 1/4" x 1 1/2" x 0'-5"	A36	
ts1	16	L 1 1/4 x 1 1/4 x 3/16 x 0'-10"	A36	
ts2	20	L 1 1/4 x 1 1/4 x 3/16 x 0'-3"	A36	
ts3	2	L 1 1/4 x 1 1/4 x 3/16 x 0'-8"	A36	
ts5	2	L 1 1/4 x 1 1/4 x 3/16 x 0'-2"	A36	
tp1	8	PLATE 12 GA. x 22 3/4" x 3'-6" (BENT)	A36	SEE DETAIL THIS DWG.
tp2	ONE	PLATE 12 GA. x 29 1/2" x 3'-6" (BENT)	A36	SEE DETAIL THIS DWG.
tp3	ONE	PLATE 12 GA. x 6 1/2" x 3'-6" (BENT)	A36	SEE DETAIL THIS DWG.
c1	ONE	C4 x 5.4 x 3'-6"	A36	



DETAIL OF 'ch1a' (AS SHOWN)
SCALE: 1 1/2"=1'-0"

DETAIL OF 'ch2a' (OPP. HAND)
SCALE: 1 1/2"=1'-0"

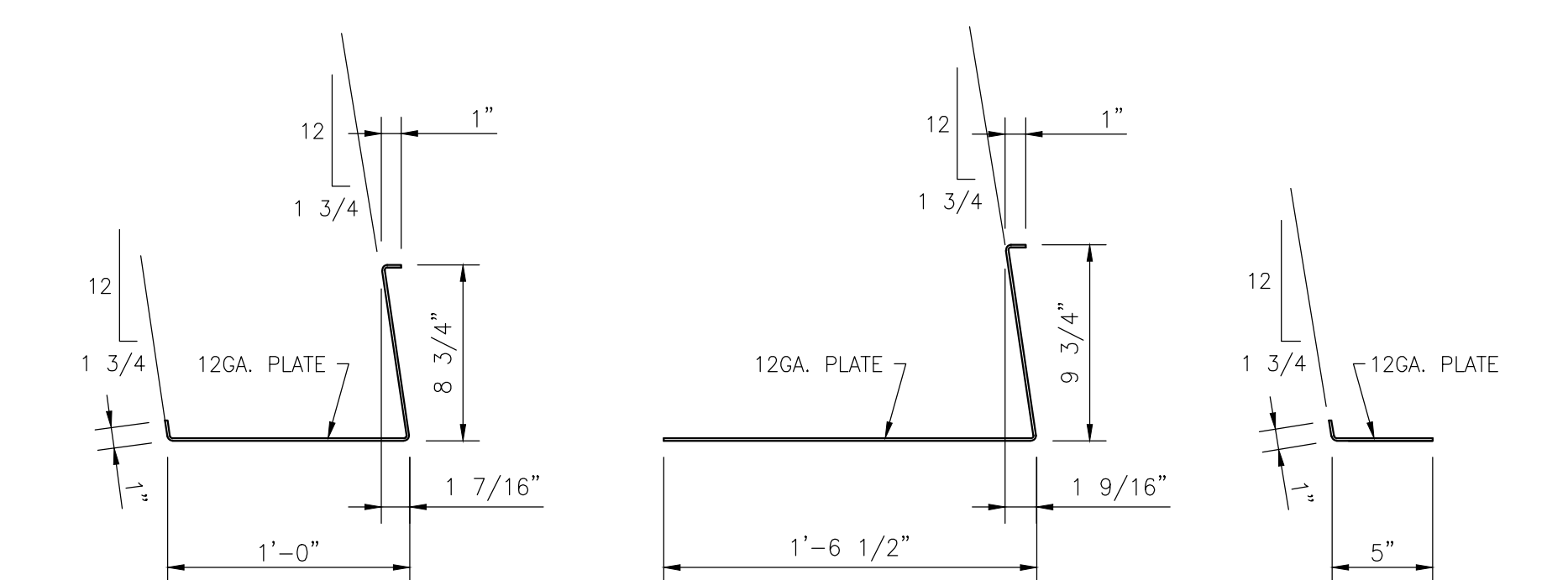


DETAIL OF 'ch1b' (AS SHOWN)
SCALE: 1 1/2"=1'-0"

DETAIL OF 'ch1c' (AS SHOWN)
SCALE: 1 1/2"=1'-0"

DETAIL OF 'ch2b' (OPP. HAND)
SCALE: 1 1/2"=1'-0"

DETAIL OF 'ch2c' (OPP. HAND)
SCALE: 1 1/2"=1'-0"

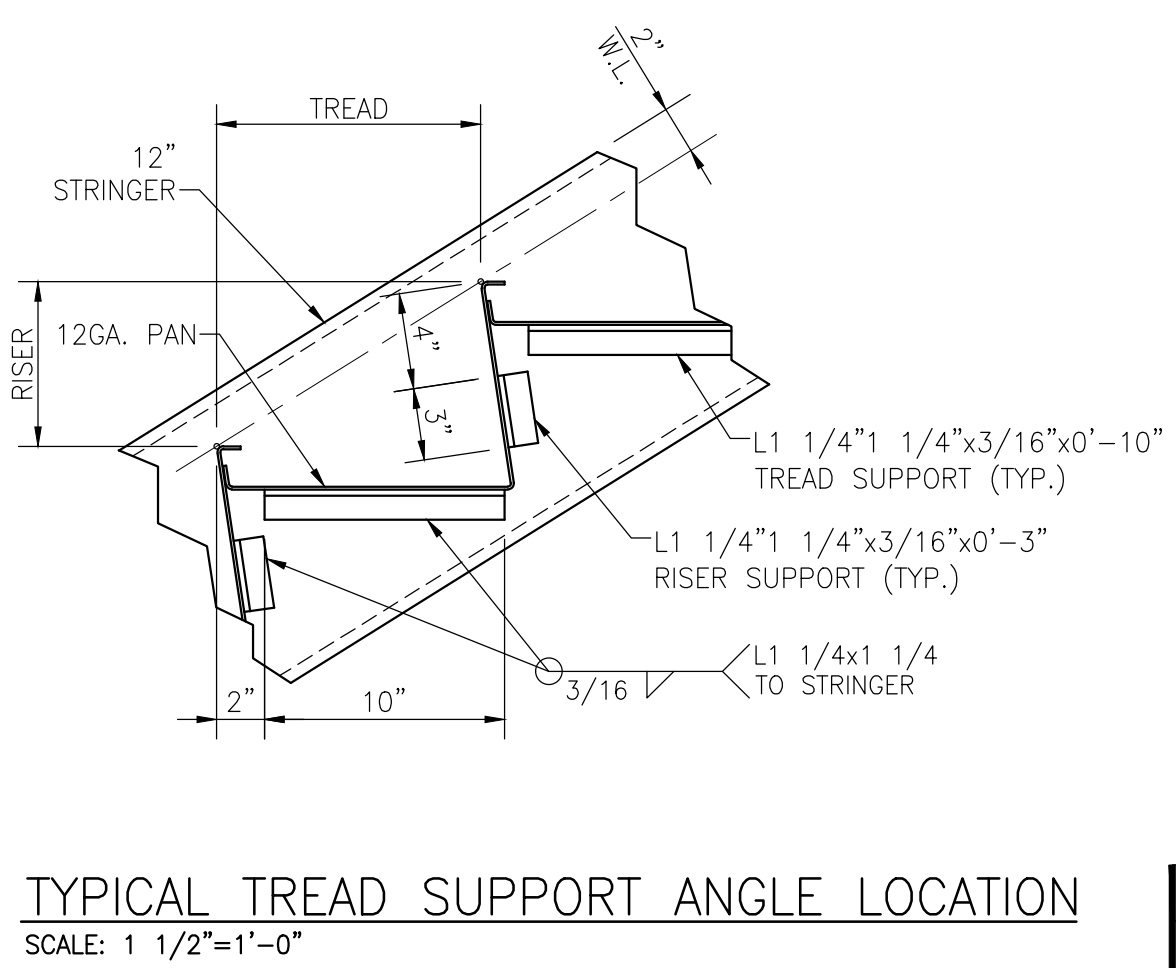
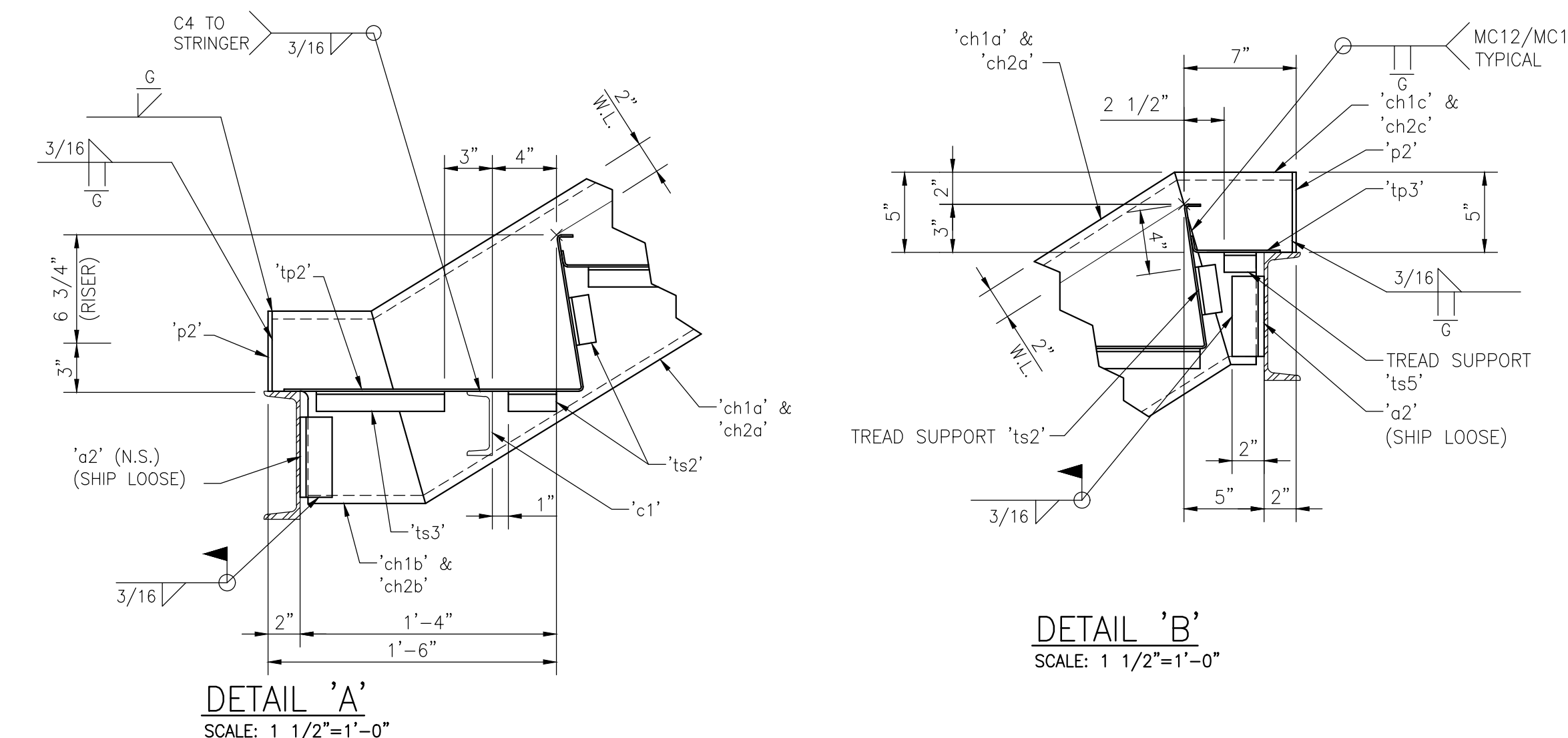


DETAIL OF 'tp1'
SCALE: 1 1/2"=1'-0"

DETAIL OF 'tp2'
SCALE: 1 1/2"=1'-0"

DETAIL OF 'tp3'
SCALE: 1 1/2"=1'-0"

'6SA' - STAIR ASSEMBLY - 11 REQUIRED
SCALE: 1"=1'-0"



ALL MATERIAL SHOWN ON THIS DRAWING SHALL RECEIVE ONE COAT OF STANDARD SHOP PRIMER U.N.O.

STAIR A		PROJECT NUMBER	
FABRICATION DETAILS		21-175	
NO.	DATE	REVISION DESCRIPTION	ISSUED BY
2			
1			
0	5/24/22	ISSUE FOR FABRICATION	TS
DRAWN BY: KSB		PROJECT NUMBER	
CHECKED BY: TS		21-175	
SCALE: AS NOTED		SD-6	